

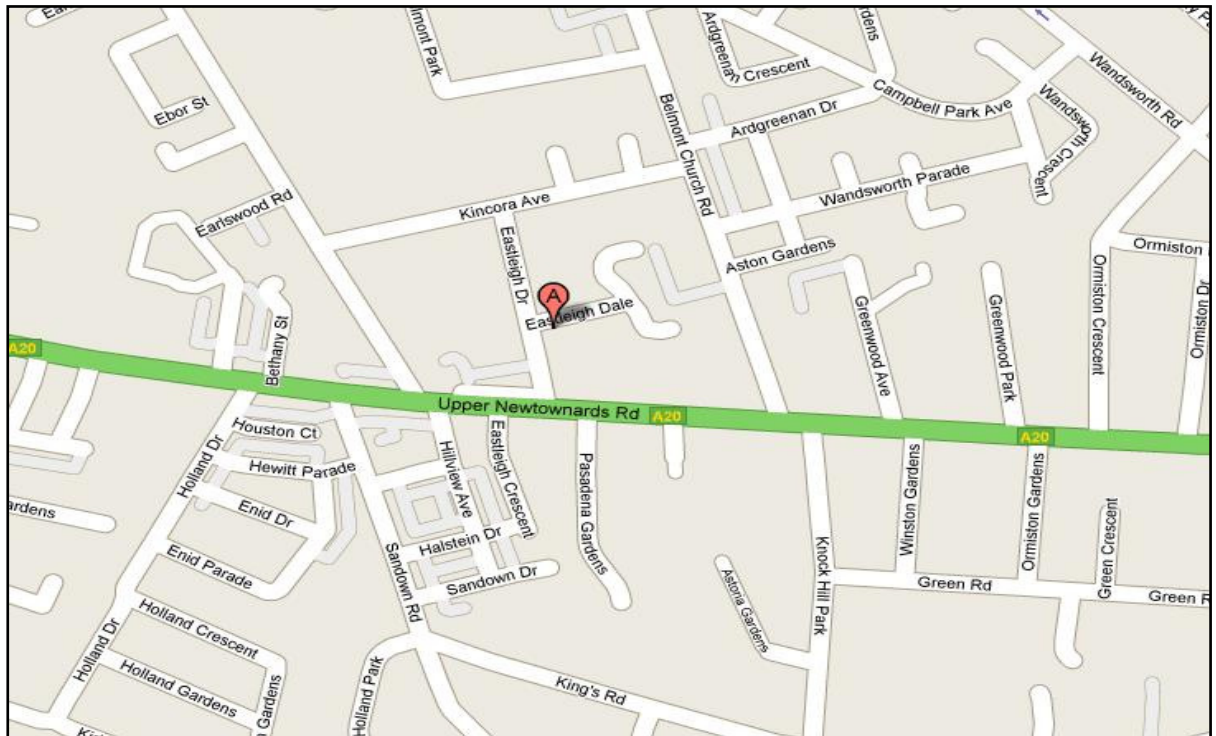


**Assets Review 2009/2010**

**Property Data sheet for:**

**Ballyhackamore Library  
1-3 Eastleigh Drive  
Belfast  
BT4 3DX**

Location map (images copyright Google 2009)



Main Elevation (images copyright Google 2009)



**Infrastructure:**

<i>Property ownership:</i> <b>Source: Deeds</b>	Owned by Libraries NI in Fee Simple
<i>Property Restrictions:</i> <b>Source Deeds</b>	Property physically part of larger development, development constrained by physical limits of the existing building.
<i>Construction Year:</i> <b>Source: Various</b>	1993
<i>Floor Area (M<sup>2</sup>):</i> <b>Measured survey plans from ELBs</b>	453

**Property Condition:**

<i>Condition Survey report - summary</i>	<b>Property requires:</b> Internal redecoration (building fabric managed by landlord).	
<i>Outstanding Maintenance Backlog</i>	£1,150.00	
<i>Outstanding Maintenance per M<sup>2</sup></i>	£2.54	
<i>Maintenance Ranking<sup>1</sup></i>	31	
<i>Maintenance spend profile:</i>	<b>Response</b>	<b>Planned</b>
	<b>2005</b>	£710.97
	<b>2006</b>	£1,343.11
	<b>2007</b>	£2,466.34
	<b>2008</b>	£1,199.77
<b>Source: Family and Manhattan system data from ELBs</b>		

**Service Provision**

*Borrower totals* – describes and depicts the number of registered members and active members for the preceding 4 year period.

*Borrowers Added/Deleted* - is largely self explanatory and a four year profile is included to assist in indicating the growth or decline of service demand.

*Issues/renewals* – indicated the scale of activity in relation to the issue of material on loan to active borrowers of a four year period.

*Borrower Profiles* – Indicate the number of registered borrowers in the 2008/2009 year registered with the particular library facility within the following categories:

---

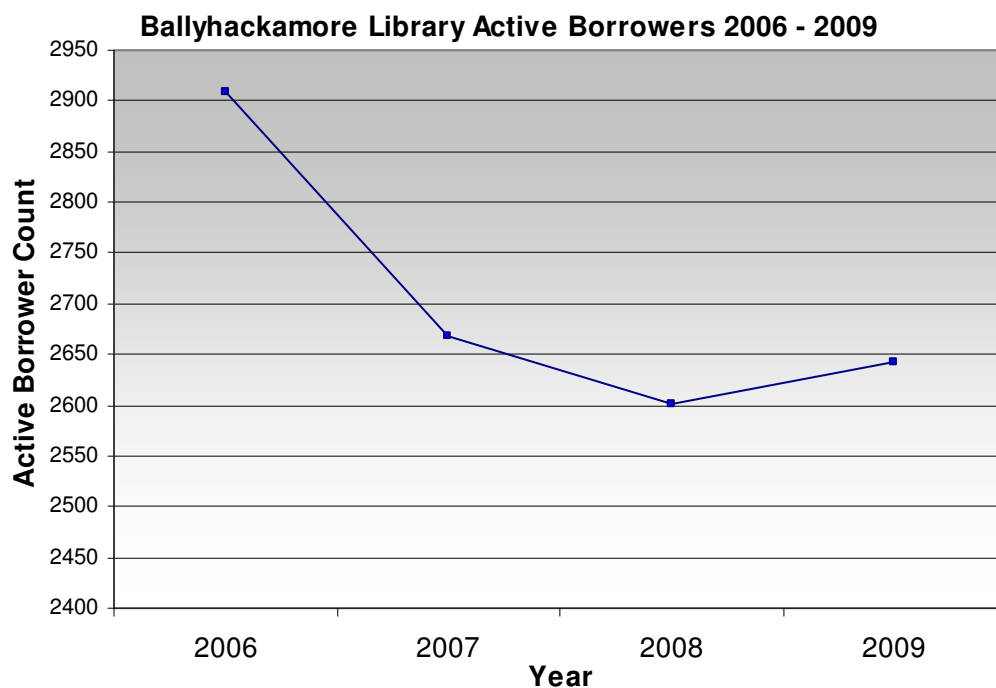
Asset Review 2009 Property data sheet – Ballyhackamore Library

- *Bookstart*
- *Junior (0-11 years)*
- *Junior (12-15 years)*
- *Adult (16-17 years)*
- *Adult (18-59 years)*
- *Senior Citizen (60 years and over)*
- *Uncategorised*

<i>Borrower Totals:</i>	<b>Registered</b>	<b>Active</b>
<b>2006</b>	8141	2908
<b>2007</b>	8578	2669
<b>2008</b>	9040	2601
<b>2009</b>	5174	2642

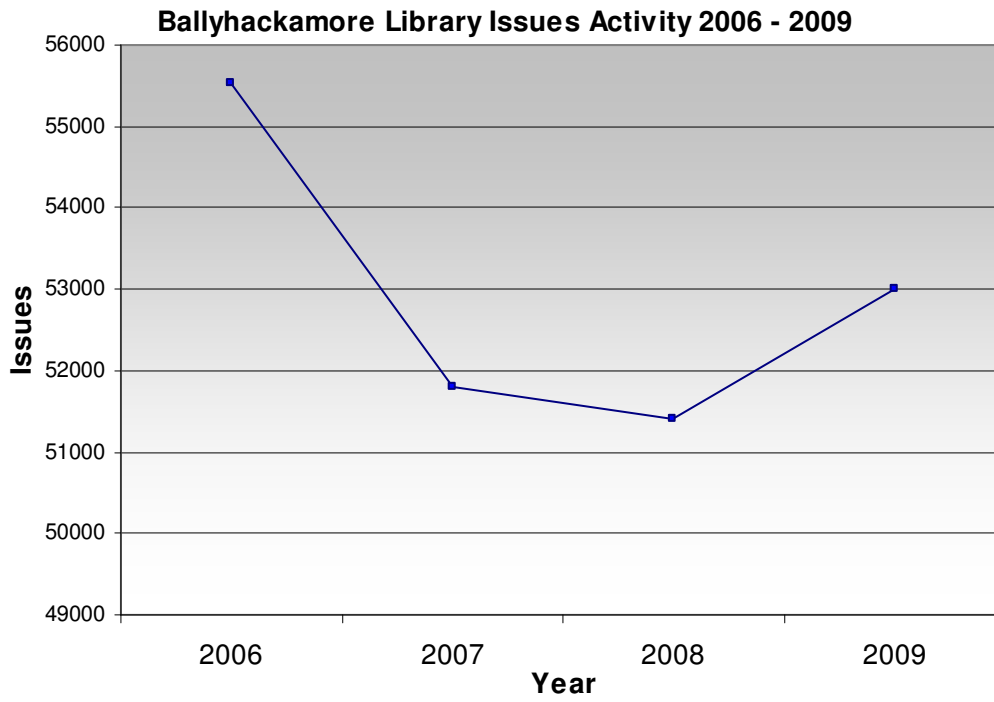
*Source: Library Management system (ICU)*

<b>Borrower Added/Deleted:</b>	<b>Added</b>	<b>Deleted</b>
<b>2006</b>	534	3786
<b>2007</b>	483	85
<b>2008</b>	516	55
<b>2009</b>	587	53



Asset Review 2009 Property data sheet – Ballyhackamore Library

Issues/Renewals	Issues	Renewals	Combined
2006	55534	19526	75060
2007	51809	17798	69607
2008	51412	17035	68447
2009	52994	17335	70329



### Borrower Profiles @ April 2009

<i>Bookstart</i>	168
<i>Junior (0-11 years)</i>	1263
<i>Junior (12-15 years)</i>	364
<i>Adult (16-17 years)</i>	115
<i>Adult (18-59 years)</i>	2426
<i>Senior Citizen (60 years and over)</i>	886
<i>Uncategorised</i>	81

### Income/Hire

This data displays a combined figure of income generated from room hire and fines obtained from overdue items

<b>2006</b>	£3,899.70
<b>2007</b>	£4,115.27
<b>2008</b>	£3,669.37
<b>2009</b>	£2,740.80

### Public Access Computer Usage (08/09)

<i>Total number of Public Access Terminals Available</i>	5
<i>Sessions ( number of unique sessions)</i>	8467
<i>Available (total number of potential minutes available per annum)</i>	537785
<i>Used (total number of minutes in use)</i>	292252
<i>Percentage (percentage of available time in use)</i>	54.34%
<i>Average ( average session length in minutes)</i>	34.52

### Public Access Computer Usage:

This displays a range of data associated with the use of public access computer terminals within each facility for the year April 2008 to April 2009 including:

- *Total number of Public Access Terminals Available within the facility*
- *The number of unique/distinct sessions*
- *Availability expressed as the total number of minutes the terminal is available for use per year*
- *Used i.e. the total number of minutes per year the terminals are actually in use.*
- *Percentage of available time in use)*
- *Average session length in minutes)*

### Summary Costs

<i>Cost per active borrower (total property cost + operating costs/Active borrowers)</i>	<b>£52.00</b>
<i>Cost per issue (total property cost + operating costs/total issues)</i>	<b>£2.60</b>

## Suitability Assessments

These assessments have been carried out in three stages:

- Stage 1 - a room-by-room survey of all spaces to establish where problems may exist in relation to: *size/shape, environment, location, fittings/fixed furniture and ICT infrastructure.*
- Stage 2 - categorises and quantifies issues identified in stage 1 surveys by allocating a grade to each based on the impact they will have on the provision of services. 4 categories of impact on service delivery have been applied.
- Stage 3 - identifies Health, Safety and Security problems arising from inadequate or unsatisfactory aspects of the building or site layouts.

This library scores 539 out of 600.

## Catchment Area Population

<i>Home Electoral Ward</i>	Ballyhackamore
<i>Adjacent Electoral Wards</i>	Stormont, Knock, Bloomfield (Belfast), Island, Sydenham, Belmont
<i>Deprivation: multiple deprivation measure and rank (out of 582)</i>	Ballyhackamore: MDM:12.95 (rank 416) Stormont: MDM:6.43 (rank 529) Knock: MDM:12.06 (rank 432) Bloomfield: MDM:27.43 (rank 152) Island: MDM:45.20 (rank 34) Sydenham: MDM:25.91 (rank 174) Belmont: MDM:15.74 (rank 357)
<i>Shared Wards</i>	Ballyhackamore is shared with Hollywood Arches. Knock is shared with Braniel. Bloomfield (Belfast) is shared with Hollywood Arches and Woodstock. Island is shared with Ballymacarrett, Grove, Sandy Row and Woodstock. Sydenham is shared with Grove and Hollywood Arches.
<i>Car Ownership</i>	75.70%
<i>Other Libraries within 2 mile radius/Nearest Library</i>	Hollywood Arches

A range of data is available from the Neighbourhood Statistics (NISRA) Website [www.ninis.nisra.gov.uk](http://www.ninis.nisra.gov.uk) (crown copyright).