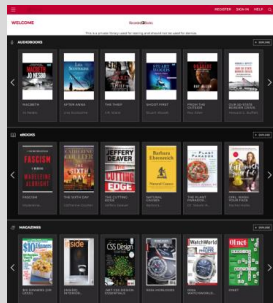


Log in to accounts, your content formats will display in categories and in menu – checkout – enjoy!

Access your library's RBdigital collection in a browser to create an account.

Choose Register or Sign In with existing account

1



New User enter library and user information

Review Terms Privacy Policy

Click Register

2

Existing user click SIGN IN

Review Terms Privacy Policy and click OK

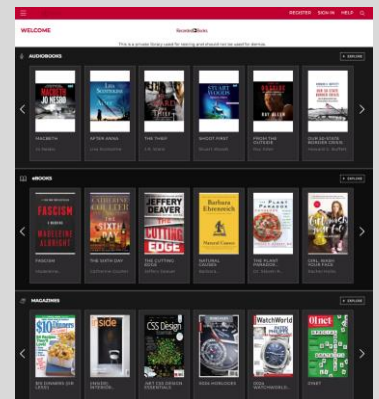
Click SIGN IN

3

RBdigital will open to your library collection homepage

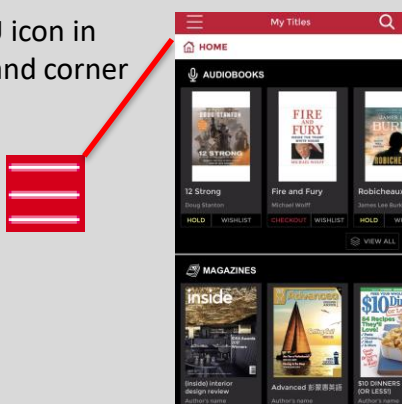
Available content will display

4



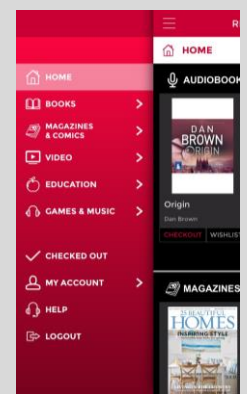
Select MENU icon in upper-left hand corner

5



Scroll through content sections or select a format from menu to view more content

6



Note: Scroll through content formats and specific titles or services to view featured items. You may also search for additional items and/or tap on a title cover to open a detail page and complete checkout.


Log in to accounts, your content formats will display in categories and in menu – checkout – enjoy!

## Download RBdigital App



Mobile apps require an existing RBdigital account  
Refer to the desktop-browser steps to create an account

1



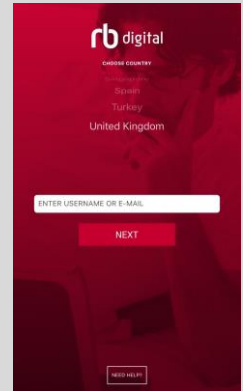
## Open App

Choose country

Enter username

Click Next

2



If prompted, select your library and enter password

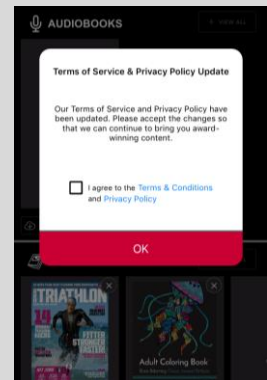
RBdigital will open to your library collection homepage

3



You will be asked to confirm Terms of Service and our Privacy Policy before continuing

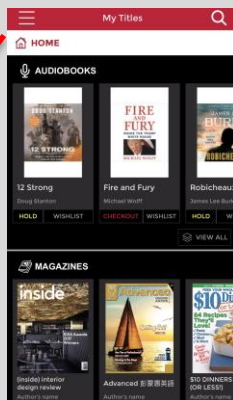
4



Select MENU icon in upper-left hand corner

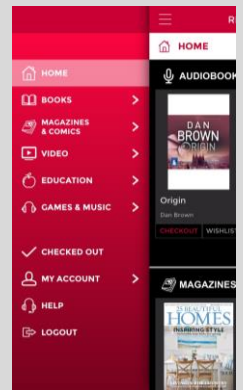


5



Scroll through content sections or select a format from menu to view more content

6

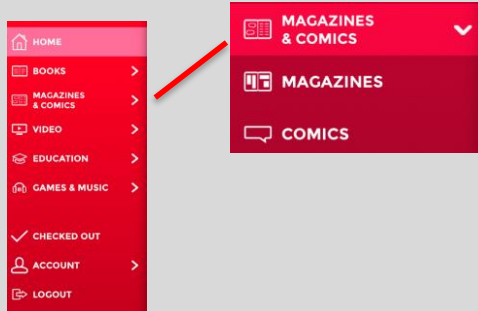


Note: Magazines are available for permanent checkout – keep as long as you wish

Note: Magazines download to your device. The typical size is 50-300 MB

Log in to accounts, your content formats will display in categories and in menu – checkout – enjoy!

Open Menu and tap  
MAGAZINES & COMICS

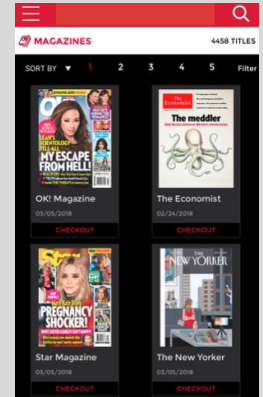


1

Tap content type and featured content will display

Tap Checkout

2



Tap CHECKOUT to add or tap cover to view page detail and back issues

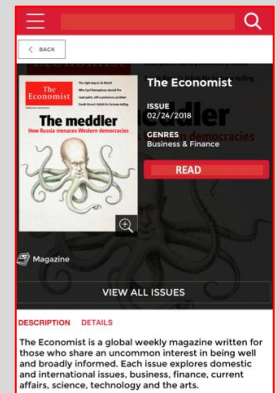


3

Tap VIEW ALL ISSUES to checkout back issues

Tap READ to open checked out magazines

4



Magazine opens

Swipe left and right to move pages

5



Tap page to open viewing options or tap X in upper left corner to exit magazine

6

