

How to access eBooks, Audiobooks, eMagazines and eNewspapers

Signing up the eBook and Audiobook service of Libraries NI

The app for the eBook and audiobook service provided by Libraries NI is called Libby – go to the App Store or Play Store on your device and search for



Libby, by OverDrive

Library ebooks and audiobooks

★★★★★ 15K

LIBBY to download the Libby app.

When you first open the app you will need to enter your library card number – tap on 'Yes' to proceed. Libby will ask whether you want to choose your library or want the app to guess your local library. Tap 'I'll search for a library' and if you're not sure of your local branch just enter 'Libraries NI'. Tap on the result to confirm your choice.

Welcome! Thousands of public libraries offer ebooks and audiobooks (for free!) in Libby. Let me ask you a few questions, to guide you to your library.

First question: do you have a library card?

Yes Not Yet

Okay! If you have Libby on another device, you should simply copy your cards across.

Copy From My Other Device

Otherwise, you can look up your library by name or location.

I'll Search For A Library

Of course, there's an easy way. Shall I **guess your library**?

Yes, Guess My Library

BACK

You can search for your library by name or branch location.

Libraries NI

MATCHING LIBRARIES

Libraries NI
8 Haslem's Lane
Lisburn, Northern Ireland, UK
+ 98 MORE BRANCHES

In the next step you will add your library card number to Libby to log yourself in and confirm your account. Tap 'Enter Library Account Details' and enter your library card number in the next step. If

BACK

Let's add a library card for **Libraries NI**.

Enter Library Account Details

I Would Like A Library Card

Skip This Step

Enter your library account details. (If you need help, [get in touch](#).)

1000

The number printed on your library card, usually under a barcode.

Sign In

you signed up online you would've received it then – if you're a regular customer your library card number is the long number under your card's barcode. Tap 'Sign In'. If you don't have a library card you can click here to register (or visit <https://bit.ly/lisignup>) for online/virtual membership.

That's it! The system will connect the app to Libraries NI and you will have access to free eBooks and audiobooks.

You can check out 18 eBooks/audiobooks at a time, and don't worry about forgetting to return them – they will delete themselves when you're done. Have fun exploring our catalogue!



Okay, you're signed in! Here is your library card.

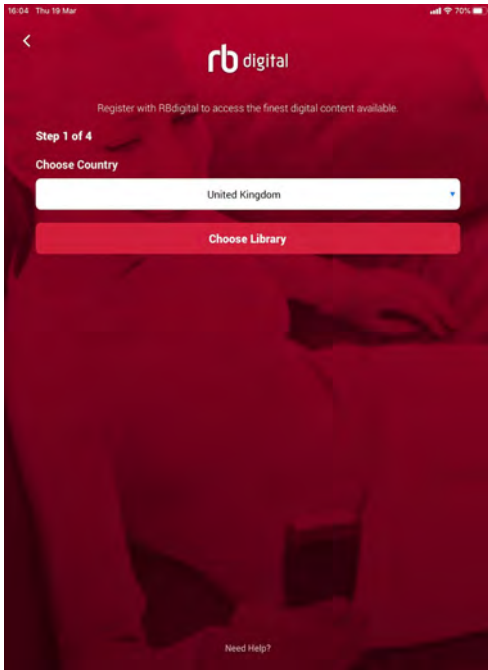


[Rename Card](#) [Next](#)

How to Register for RBDigital (eMagazines and eNewspapers)

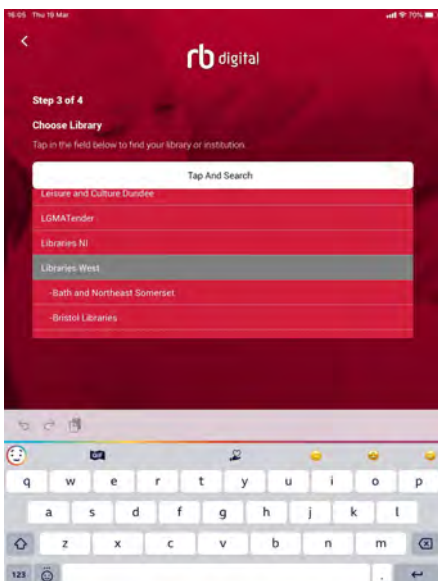
Once you have downloaded the RB Digital app it is relatively easy to register and download magazines to your device. You can also access newspapers through this app.

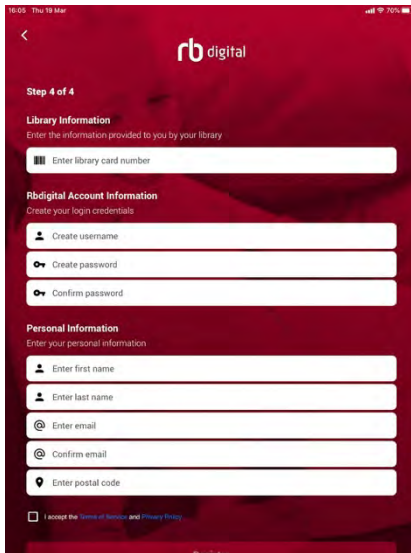
Step 1 : Select United Kingdom



Step 2 : Click on “Choose Library”


Step 3 : Select LibrariesNI






Step 4 : Click on “Create Account”

- Step 5 : Enter your 10 digit library card number
- Create a username (usually your email address)
- Create a password
- Enter your personal details
- Click in box to agree Terms and Conditions
- Click in box to Register



Step 6: You can access newspapers by clicking on this icon which is located on the RBDigital app.



Step 7: Click ‘ACCESS’ and it will take you to the screen below

