



Statistical Bulletin

Participation in Core & Regular Library Activities in Northern Ireland 2013/14 Annual Report

Date issued: 3rd February 2015

Author: Moira McKee
Statistician

CONTENTS	PAGE
Summary	1
Background	2
Definitions: Core & Regular Activities	
<u>Core</u> – Class Visits, Got IT?, Reading Groups, Rhythm and Rhyme and Storytime	2
<u>Regular</u> – Genealogy, Go ON!, Job Clubs and Knit and Natter Groups	3
Libraries NI Activity Database	4
Findings	5
Core & Regular Activities (Figures 1 & 2)	5
Class Visits (Figure 3)	6
Got IT? (Figure 4)	7
Reading Groups (Figure 5)	7
Rhythm and Rhyme (Figure 6)	8
Storytime (Figure 7)	9
Genealogy	10
Go ON!	10
Job Clubs	10
Knit and Natter Groups	10
Participation Tables: 2013/14	
Table 1: Core & Regular Activities (No. Sessions & No. Participants)	11
Table 2a: Class Visit Type (No. Sessions & No. Children)	11
Table 2b: Class Visit Location (No. Sessions & No. Children)	11
Table 3: Got IT? Type (No. Sessions & No. Adults)	12
Table 4: Reading Group Type (No. Sessions & No. Participants)	12
Table 5a: Rhythm and Rhyme Type (No. Sessions & No. Participants)	12
Table 5b: Rhythm and Rhyme Location (No. Sessions & No. Participants)	12
Table 6a: Storytime Type (No. Sessions & No. Children)	13
Table 6b: Storytime Location (No. Sessions & No. Children)	13
Table 7: Genealogy Type (No. sessions & No. Adults)	13
Participation Tables: 2012/13 & 2013/14 Comparisons – Core Activities only	
Table 8: Core & Regular Activities (No. Sessions & No. Participants)	14
Table 9a: Class Visit Type (No. Sessions & No. Children)	14
Table 9b: Class Visit Location (No. Sessions & No. Children)	15
Table 10: Got IT? Type (No. Sessions & No. Adults)	15
Table 11: Reading Group Type (No. Sessions & No. Participants)	16
Table 12a: Rhythm and Rhyme Type (No. Sessions & No. Participants)	16
Table 12b: Rhythm and Rhyme Location (No. Sessions & No. Participants)	17
Table 13a: Storytime Type (No. Sessions & No. Children)	17
Table 13b: Storytime Location (No. Sessions & No. Children)	17
User Information: Data source and validations; Official Statistics; Contact us	18

Notes to users:

1. All participant numbers refer to instances of participation rather than individual people.
2. All percentages are rounded to the nearest whole number.

Summary

From 1st April 2013 – 31st March 2014:

- A total of 302,117 participants (98,448 adults and 203,669 children) engaged in 19,818 core and regular activity sessions run by Libraries NI.
- 272,111 participants (68,442 adults and 203,669 children) engaged in 15,974 core activity sessions (i.e. Class visits, Got IT?, Reading Groups, Rhythm and Rhyme and Storytime) – this is an increase of 23% in both participant numbers and the number of core activity sessions since 2012/13 (221,109 participants and 12,993 sessions respectively).
- 30,006 adults engaged in 3,844 regular activity sessions (i.e. Genealogy, Go ON!, Job Clubs and Knit and Natter Groups) – this is the first year information was recorded for these regular activities so there are no corresponding figures for 2012/13.

Core Activities

- 103,185 children took part in the school class visits programme (4,208 sessions), an increase of 19% in the number of children and an increase of 17% in the number of sessions since 2012/13 (86,880 children and 3,583 sessions respectively).
- 3,294 adults participated in 3,085 Got IT? sessions, compared to 2,407 adults and 2,312 sessions in 2012/13. This is an increase of 37% in the number of adults and an increase of 33% in the number of sessions from 2012/13 to 2013/14.
- 15,307 participants engaged in 2,001 reading group sessions, a 33% increase in the number of participants and a 32% increase in the number of sessions since 2012/13 (11,544 participants and 1,512 sessions respectively).
 - 10,472 adults took part in 1,268 reading group sessions, compared to 7,876 adults and 927 sessions in 2012/13. This is a 33% increase in the number of adults and a 37% increase in the number of sessions from 2012/13 to 2013/14;
 - 4,835 children took part in 733 reading group sessions, compared to 3,668 children and 585 sessions in 2012/13. This is a 32% increase in the number of children and a 25% increase in the number of sessions from 2012/13 to 2013/14.
- 126,280 participants (54,676 adults and 71,604 children) engaged in a total of 4,431 Rhythm and Rhyme sessions for pre-school age children (0-4 years), a 26% increase in the number of participants and a 23% increase in the number of sessions since 2012/13 (100,156 participants and 3,608 sessions respectively).
- 24,045 children engaged in a total of 2,249 Storytime sessions for 4-8 year olds, a 19% increase in the number of children and a 14% increase in the number of sessions since 2012/13 (20,122 children and 1,978 sessions respectively).

Regular Activities

- 1,156 adults took part in 165 genealogy (i.e. family history) activities;
- 1,757 adults participated in 331 Go ON! small group sessions;
- 3,967 adults engaged in 651 Job Club sessions;
- 23,126 adults engaged in 2,697 Knit and Natter group sessions.

Background

The Northern Ireland Library Authority (Libraries NI) was established in April 2009 as a result of the Review of Public Administration. Libraries NI has the statutory responsibility for the provision of public library services in Northern Ireland and its functions are laid down in the Libraries Act (Northern Ireland) 2008. It is a Non Departmental Public Body which reports to the Department of Culture, Arts and Leisure.

Libraries NI provides a number of core and regular activities in the majority of its 96 branch libraries as part of its programmes to promote reading, learning and access to culture, heritage and information. Core activities are defined as Class Visits, Got IT?, Reading Groups, Rhythm and Rhyme and Storytime, while Regular activities are defined as Genealogy, Go ON!, Job Clubs and Knit and Natter Groups.

Definitions

Core Activities

Class Visits

The Class Visits programme is open to all Northern Ireland nursery, primary, post primary and special needs schools and aims to give pupils an insight into the range of services available at their local library, and to encourage them to become members. Classes can come to the library for book exchange, storytelling, craft sessions, to use computers etc.

Within the Class Visits programme, there is a set of activities specifically aimed at primary school age children in Years 4 and 6 and supports Key Stage 1 and 2 language and literacy skills as detailed in the NI Curriculum. This element of the programme offers a series of 3 one hour visits for pupils in these year groups which include a general introduction and tour of the library, activities to help explain the layout of library stock and instruction on the various uses of computers in the library. One-off visits are also available which give pupils a general overview of library services and resources. At the end of each visit, the pupils will listen to a story and there will be an opportunity for them to browse and exchange books.

Libraries NI staff have also begun outreach visits to many schools to promote the various library services and read stories to the pupils.

Got IT?

Got IT? is a free programme to support people with little or no knowledge of computers and help them develop basic IT skills. The programme is aimed at adults and delivered by Libraries NI staff on a one-to-one or small group basis, with sessions covering the following topics:

- Introduction to computers;
- Introduction to the Internet;
- Introduction to email.

Reading Groups

Reading groups cater for both children and adults and encourage people to read for pleasure, read adventurously, share their enthusiasm about books and develop the confidence to formulate and express opinions about reading.

Libraries NI staff host reading groups for adults and children/teenagers, including those aimed at specific groups in society (e.g. visually impaired, deaf etc.). Reading groups hosted by external organisations that meet in the library premises and use library resources are also facilitated.

Rhythm and Rhyme

Rhythm and Rhyme is a free programme of stories, rhymes and songs delivered on a regular or seasonal basis by Libraries NI staff (or held in partnership with SureStart¹) for parents, carers and pre-school children (aged 0-4 years). The aim of the programme is to improve children's language and communication skills before they enter formal education.

In addition to sessions that are open to the public, the programme is also available to young children attending day nurseries, playgroups, parent and toddler groups etc. These dedicated sessions are mostly held on the library premises but some are also delivered by Libraries NI staff at external locations (e.g. on playgroup premises, at community centres etc.). On occasions, public sessions are also delivered at external locations as part of community festivals etc.

Storytime

Storytime is a free programme of stories, rhymes and poems delivered on a regular or seasonal basis by Libraries NI staff for children aged 4-8 years.

In addition to sessions that are open to the public, the programme is also available to external organisations attended by children of an equivalent age range (e.g. Rainbows/Cygnets/Brigíní (Girl Guides), Beavers (Boy Scouts), Explorers (Girls' Brigade), Anchor Boys (Boys' Brigade) or after school day care facilities etc.). Such dedicated sessions are mostly held on the library premises but some are also delivered by Libraries NI staff at other locations (e.g. at community centres, church/parish halls etc. or to groups of children who are unable to come to the library, e.g. those in hospice care). On occasions, public sessions are also delivered at external locations as part of community festivals etc.

Regular Activities

Genealogy

Genealogy is also known as family history and Libraries NI holds various related free activities for adults including talks, presentations and Ancestry Library Edition workshops. Ancestry Library Edition is an online resource which can be accessed free of charge in all libraries within the Libraries NI network (i.e. it is not available to use from external locations such as homes, offices etc.) and people attending the workshops can use it, with the support of Libraries NI staff where required, to search a range of online records. These include census records which are a vital source of information for people researching their family history and allow them to discover the name, age, birth place, occupation, address etc. of their ancestors.

¹ SureStart is a government led initiative aimed at giving every child the best possible start in life and which offers a broad range of services including Early Years Care and Education to children aged 4 years and under.

Go ON!

Go ON! is a free programme to support people who are able to use a computer, email and the Internet and want to further develop their IT skills with regard to everyday computer tasks, such as paying utility bills or shopping online, online banking, social networking, digital photography, online health enquiries etc. The programme is aimed at adults and modules are delivered by Libraries NI staff on a small group basis.

Job Clubs

Job Clubs are held in partnership with the Department of Employment and Learning (DEL) on library premises, offering free internet access and other library services to adults who are unemployed. They give people an opportunity to develop their IT skills using the library's computers and participants receive assistance with job hunting, online applications, preparing CVs and interview practice.

Knit and Natter Groups

Knit and Natter groups are held in various libraries across Northern Ireland and are for adults who enjoy knitting, crochet, cross stitch and other crafts. They are free of charge and participants have the opportunity to share hints and tips, swap patterns, meet new people and learn new skills and can bring along whatever they are already working on or start a new project.

Libraries NI Activity Database

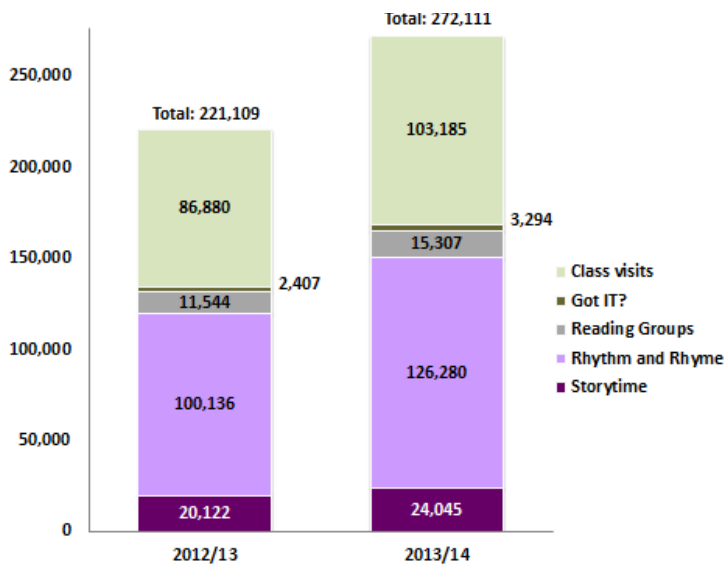
This bulletin presents information on participation in the aforementioned core and regular library activities during 2013/14, collected via the Libraries NI Activity Database which was established in April 2012. During 2012/13 the database collected information on core activities only but was extended to also capture information on regular activities from 2013/14.

Findings

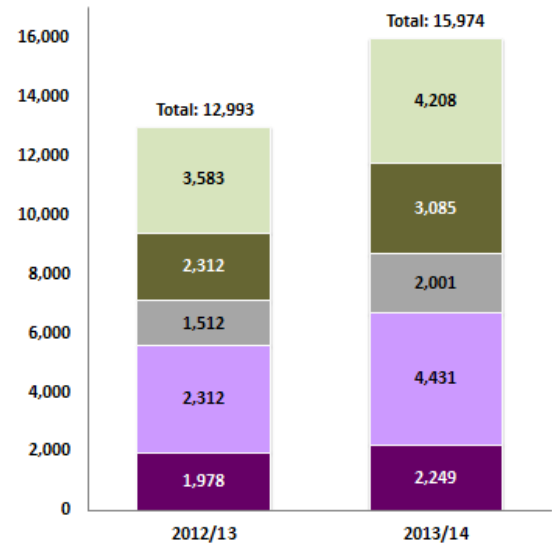
- During 2013/14, a total of 302,117 participants (98,448 adults and 203,669 children) engaged in 19,818 core and regular activity sessions run by Libraries NI.
- 272,111 participants (68,442 adults and 203,669 children) engaged in 15,974 core activity sessions (i.e. Class visits, Got IT?, Reading Groups, Rhythm and Rhyme and Storytime) in 2013/14. This is an increase of 23% in both participant numbers and the number of core activity sessions since 2012/13 (221,109 participants and 12,993 sessions respectively).

Figure 1: Core Activities

(a) No. Participants [Adults + Children]



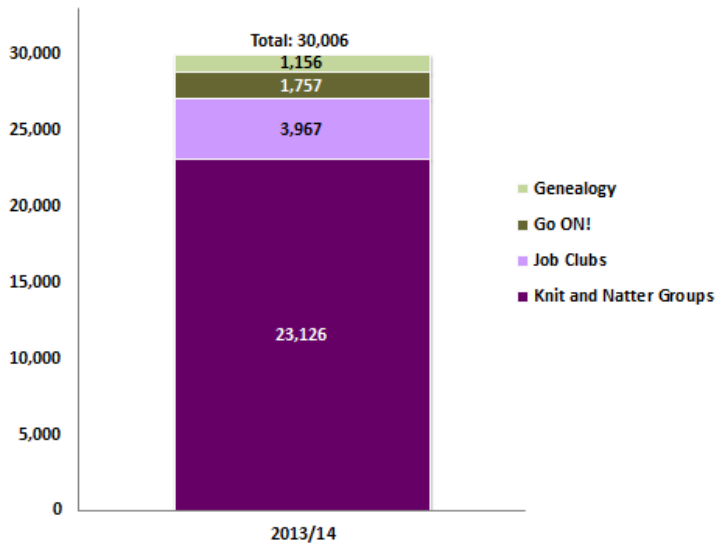
(b) No. Sessions



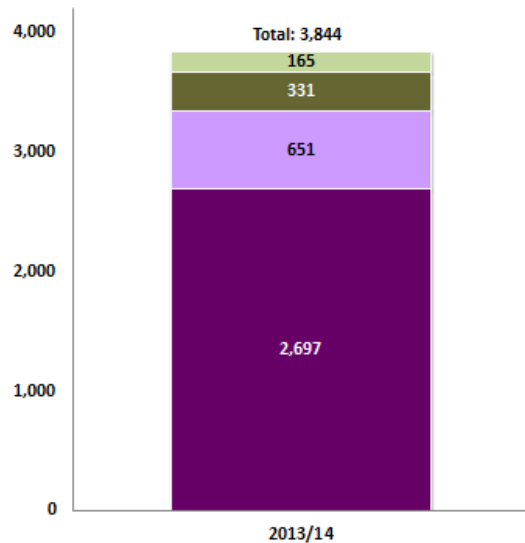
- 30,006 adults engaged in 3,844 regular activity sessions (i.e. Genealogy, Go ON!, Job Clubs and Knit and Natter Groups) in 2013/14. This is the first year information was recorded for these regular activities so there are no corresponding figures for 2012/13.

Figure 2: Regular Activities

(a) No. Participants [Adults]



(b) No. Sessions

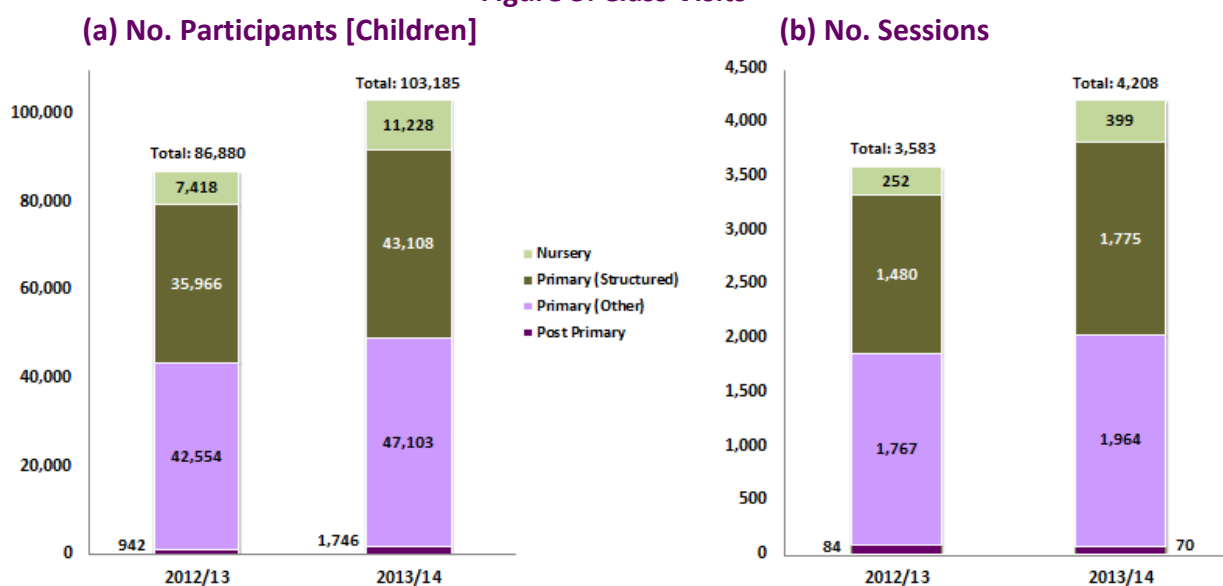


Core Activities

Class Visits

- During 2013/14, 103,185 children took part in the school class visits programme (4,208 sessions), a 19% increase in the number of children and a 17% increase in the number of sessions since 2012/13 (86,880 children and 3,583 sessions respectively).
 - 11,228 were pupils from nursery schools or primary schools with an associated nursery unit (399 sessions – 180 of which were outreach sessions held on school premises). This represents a 51% increase in the number of children and a 58% increase in the number of sessions since 2012/13 (7,418 children and 252 sessions respectively).
 - 90,211 were pupils from primary or special needs schools (3,739 sessions), a 15% increase in both the number of children and sessions since 2012/13 (78,520 children and 3,247 sessions respectively);
 - 43,108 participated in a set of structured activities aimed at pupils in Year 4 & Year 6 to support Key Stage 1 & 2 of the NI curriculum with regard to language and literacy skills (1,775 sessions), a 20% increase in both the number of children and sessions since 2012/13 (35,966 children and 1,480 sessions respectively);
 - The remaining 47,103 exchanged books and/or listened to stories, took part in crafts etc. (1,964 sessions – 158 of which were outreach sessions held on school premises), which represents an 11% increase in both the number of children and sessions since 2012/13 (42,554 children and 1,767 sessions respectively);
 - 1,746 were pupils from post primary schools (70 sessions), an 85% increase in the number of children and a 17% decrease in the number of sessions since 2011/13 (942 children and 84 sessions respectively).

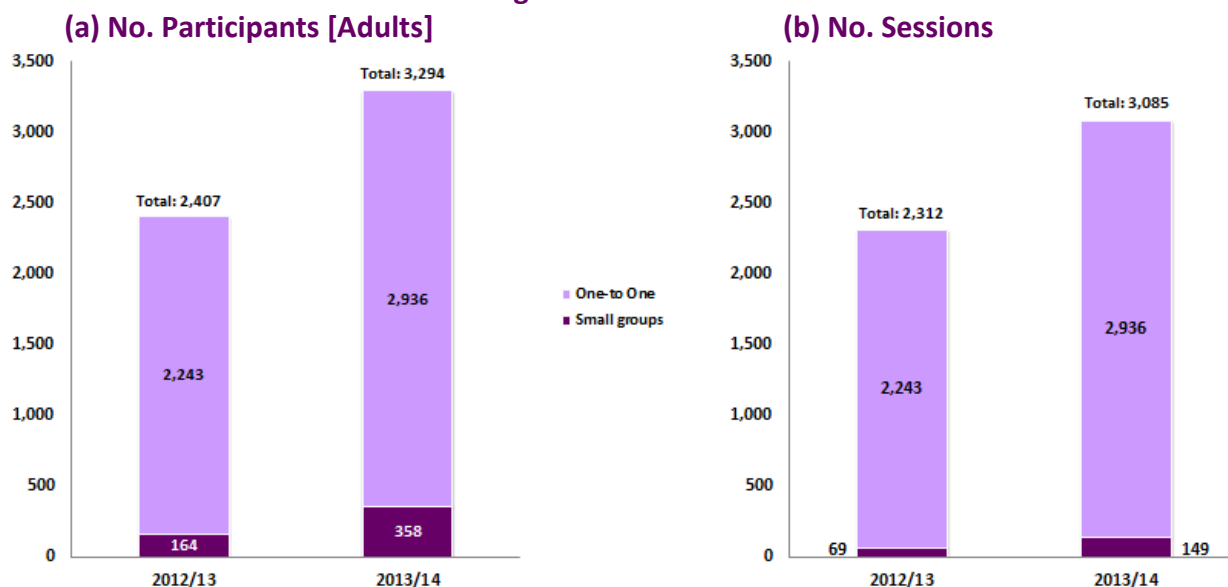
Figure 3: Class Visits



Got IT?

- 3,294 adults participated in 3,085 Got IT? sessions in 2013/14, compared to 2,407 adults and 2,312 sessions in 2012/13. This is an increase of 37% in the number of adults and an increase of 33% in the number of sessions from 2012/13 to 2013/14.
 - 2,936 adults took part on a one-to-one basis compared to 2,243 in 2012/13, an increase of 31%;
 - 358 adults participated in 149 small group sessions, which is more than double both the number of adults (164) and sessions (69) since 2012/13.

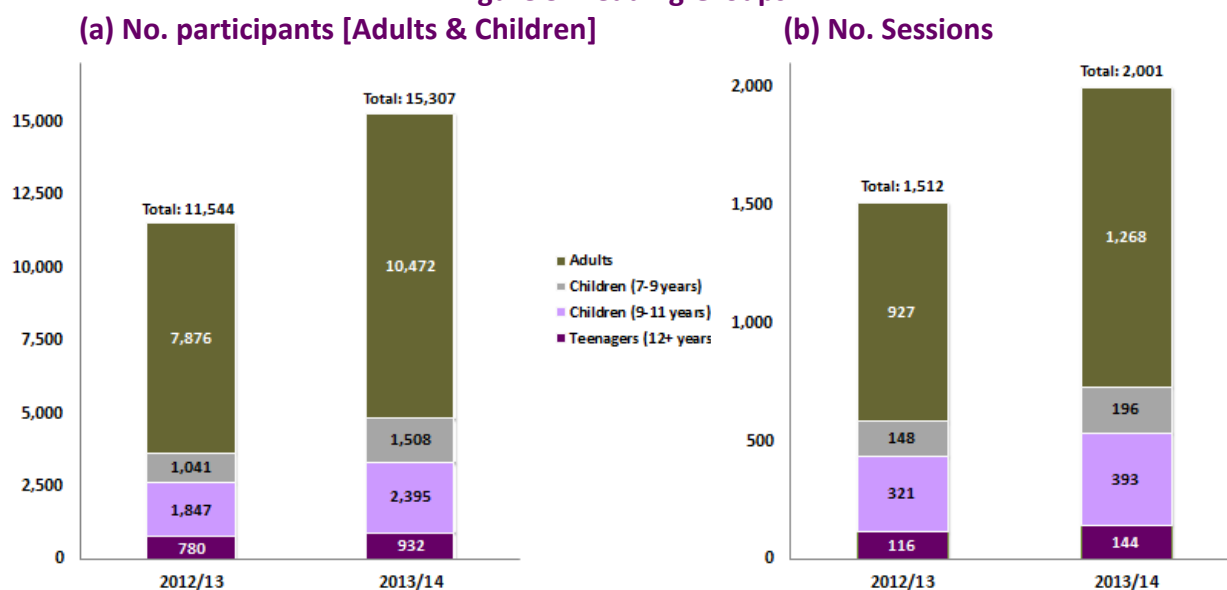
Figure 4: Got IT?



Reading Groups

- During 2013/14, 15,307 participants engaged in 2,001 reading group sessions, a 33% increase in the number of participants and a 32% increase in the number of sessions since 2012/13 (11,544 participants and 1,512 sessions respectively).
 - 10,472 adults took part in 1,268 reading group sessions, compared to 7,876 adults and 927 sessions in 2012/13. This is a 33% increase in the number of adults and a 37% increase in the number of sessions from 2012/13 to 2013/14;
 - 4,835 children took part in 733 reading group sessions, compared to 3,668 children and 585 sessions in 2012/13. This is a 32% increase in the number of children and a 25% increase in the number of sessions from 2012/13 to 2013/14;
 - 1,508 children took part in 196 sessions for 7-9 year olds, a 45% increase in the number of children and a 32% increase in the number of sessions since 2012/13 (1,041 children and 148 sessions respectively);
 - 2,395 children took part in 393 sessions for 9-11 year olds, a 30% increase in the number of children and a 22% increase in the number of sessions since 2012/13 (1,847 children and 321 sessions respectively);
 - 932 children took part in 144 sessions for those aged 12+ years, a 19% increase in the number of children and a 24% increase in the number of sessions since 2012/13 (780 children and 116 sessions respectively).

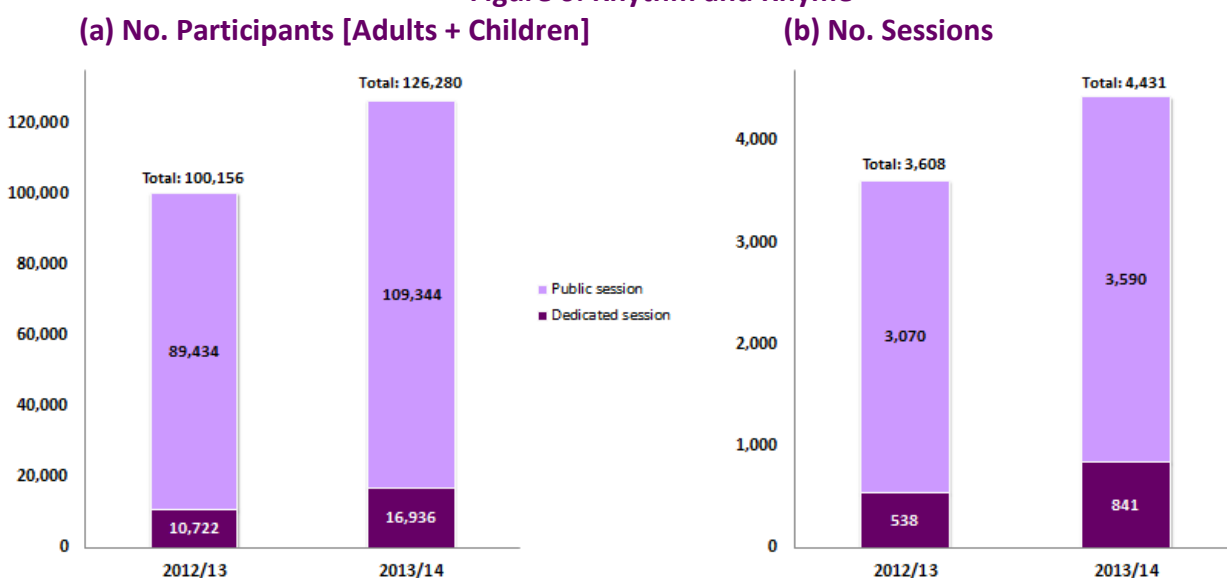
Figure 5: Reading Groups



Rhythm and Rhyme

- During 2013/14, 126,280 participants (54,676 adults and 71,604 children) engaged in a total of 4,431 Rhythm and Rhyme sessions for pre-school age children (0-4 years), a 26% increase in the number of participants and a 23% increase in the number of sessions since 2012/13 (100,156 participants and 3,608 sessions respectively).
 - 109,344 participants (49,789 adults and 59,555 children) took part in 3,590 sessions open to the public, a 22% increase in the number of participants and a 17% increase in the number of sessions since 2012/13 (89,434 participants and 3,070 sessions respectively);
 - 16,936 participants (4,887 adults and 12,049 children) took part in 841 dedicated sessions held exclusively for day nurseries, playgroups and parent and toddler groups etc., which represents a 58% increase in the number of participants and a 56% increase in the number of sessions since 2012/13 (10,722 participants and 538 sessions respectively).

Figure 6: Rhythm and Rhyme

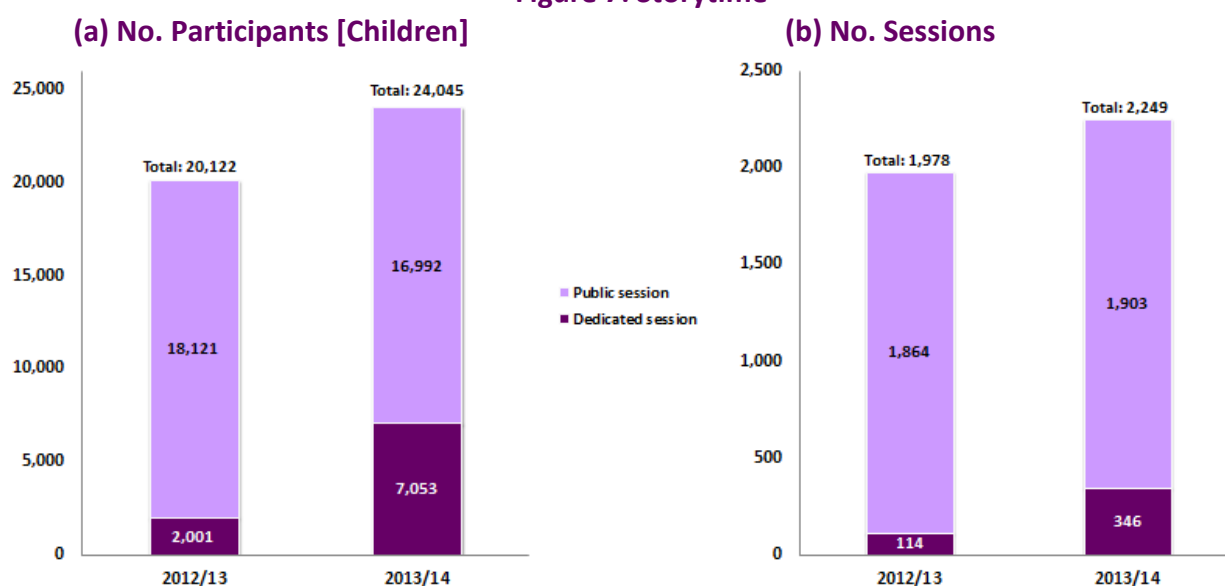


- 119,021 participants (52,651 adults and 66,370 children) attended 4,101 sessions that were held in the library, a 22% increase in the number of participants and a 19% increase in the number of sessions since 2012/13 (97,227 participants and 3,452 sessions respectively);
- 7,259 participants (2,025 adults and 5,234 children) attended 330 sessions that took place at another location, which is more than double both the number of participants (2,929) and sessions (156) since 2012/13.

Storytime

- During 2013/14, 24,045 children engaged in a total of 2,249 Storytime sessions for 4-8 year olds, a 19% increase in the number of children and a 14% increase in the number of sessions since 2012/13 (20,122 children and 1,978 sessions respectively).
 - 16,992 children took part in 1,903 sessions open to the public, a 6% *decrease* in the number of children and a 2% increase in the number of sessions since 2012/13 (18,121 children and 1,864 sessions respectively);
 - 7,053 children took part in 346 dedicated sessions held exclusively for external organisations attended by children of an equivalent age range such as Rainbows/Cygnets/Brigíní (Girl Guides), Beavers (Boy Scouts), Explorers (Girls' Brigade), Anchor Boys (Boys' Brigade) or after school day care facilities etc., which is more than three times both the number of children (2,001) and the number of sessions (114) since 2012/13.

Figure 7: Storytime



- 20,907 children attended 2,103 sessions that were held in the library, a 7% increase in both the number of children and sessions since 2012/13 (19,466 participants and 1,957 sessions respectively);
- 3,138 children attended 146 sessions that took place at another location, which is more than four times the number of children (656) and more than five times the number of sessions (21) since 2012/13.

Regular Activities

From 1st April 2013 – 31st March 2014:

Genealogy

- 1,156 adults took part in 165 genealogy activities and of these:
 - 559 attended talks or presentations (32 sessions);
 - 597 engaged in family history workshops using Ancestry Library Edition (133 sessions).

Go ON!

- 1,757 adults participated in 331 Go ON! small group sessions.

Job Clubs

- 3,967 adults engaged in 651 Job Club sessions.

Knit and Natter Groups

- 23,126 adults engaged in 2,697 Knit and Natter group sessions.

Participation: 2013/14

Table 1: Core & Regular Activities

Activity	No. Sessions	No. Adults	No. Children	Total No. Participants
Class Visits	4,208	-	103,185	103,185
Got IT?	3,085	3,294	-	3,294
Reading Groups	2,001	10,472	4,835	15,307
Rhythm and Rhyme	4,431	54,676	71,604	126,280
Storytime	2,249	-	24,045	24,045
All Core Activities	15,974	68,442	203,669	272,111
Genealogy	165	1,156	-	1,156
Go ON!	331	1,757	-	1,757
Job Clubs	651	3,967	-	3,967
Knit and Natter Groups	2,697	23,126	-	23,126
All Regular Activities	3,844	30,006	-	30,006
All Core & Regular Activities	19,818	98,448	203,669	302,117

More detailed breakdowns (where applicable) of the various types of core and regular activities are presented in Tables 2 – 7.

Table 2a: Class Visit Type

Class Visit Type		No. Sessions	No. Children
Nursery school/unit		399	11,228
Primary & Special Needs	<i>Structured activities for Year 4 & Year 6 (to support Key Stage 1 & 2 language and literacy skills)</i>	1,775	43,108
	<i>Other – stories, book exchange, crafts etc.</i>	1,964	47,103
	Total	3,739	90,211
Post Primary		70	1,746
All Class Visit Types		4,208	103,185

Table 2b: Class Visit Location

Class Visit Location	No. Sessions	No. Children
On library premises	3,870	93,794
At other location	338	9,391
All Class Visit Locations	4,208	103,185

Table 3: Got IT?² Type

Got IT? Type	No. Sessions	No. Adults
One-to-one	2,936	2,936
Small groups	149	358
All Got IT? Types	3,085	3,294

² Excludes Got IT? sessions that were held as part of Silver Surfers or ITea & Biscuits (i.e. annual local and national events, which aim to encourage older people who don't currently use computers, the internet, tablets etc. to discover the benefits of such technology)

Table 4: Reading Group Type

Reading Group Type		No. Sessions	No. Adults	No. Children	Total No. Participants
Adult		1,268	10,472	-	10,472
Children	<i>Children (7-9 years)</i>	196	-	1,508	1,508
	<i>Children (9-11 years)</i>	393	-	2,395	2,395
	<i>Teenagers (12+ years)</i>	144	-	932	932
	Total	733	-	4,835	4,835
All Reading Group Types		2,001	10,472	4,835	15,307

Table 5a: Rhythm and Rhyme³ Type

Rhythm and Rhyme Type	No. Sessions	No. Adults	No. Children	Total No. Participants
Public session	3,590	49,789	59,555	109,344
Dedicated session (e.g. Day nursery, playgroup, parent & toddlers etc.)	841	4,887	12,049	16,936
All Rhythm and Rhyme Types	4,431	54,676	71,604	126,280

Table 5b: Rhythm and Rhyme³ Location

Rhythm and Rhyme Location	No. Sessions	No. Adults	No. Children	Total No. Participants
On library premises	4,101	52,651	66,370	119,021
At other location	330	2,025	5,234	7,259
All Rhythm and Rhyme Locations	4,431	54,676	71,604	126,280

³ Includes sessions held in partnership with SureStart (i.e. a government led initiative aimed at giving every child the best possible start in life and which offers a broad range of services including Early Years Care and Education to children aged 4 years and under).

Table 6a: Storytime⁴ Type

Storytime Type	No. Sessions	No. Children
Public session	1,903	16,992
Dedicated session (e.g. Rainbows/Cygnets/Brigíní, Beavers, Explorers, Anchor Boys, after schools day care etc.)	346	7,053
All Storytime Types	2,249	24,045

Table 6b: Storytime⁴ Location

Storytime Location	No. Sessions	No. Children
On library premises	2,103	20,907
At other location	146	3,138
All Storytime Locations	2,249	24,045

⁴ Includes re-branded Storytime sessions that were held as part of the Summer Reading Challenge (i.e. a national initiative run by The Reading Agency in conjunction with UK libraries)

Table 7: Genealogy Type

Genealogy Type	No. Sessions	No. Adults
Talk/presentation	32	559
Ancestry Library Edition workshop	133	597
All Genealogy Types	165	1,156

Participation: 2012/13 & 2013/14 Comparisons – Core Activities only

Table 8: Core Activities

Core Activity	No. Sessions			No. Adults			No. Children			Total No. Participants		
	2012/13	2013/14	±%	2012/13	2013/14	±%	2012/13	2013/14	±%	2012/13	2013/14	±%
Class Visits	3,583	4,208	+17%	-	-	-	86,880	103,185	+19%	86,880	103,185	+19%
Got IT?	2,312	3,085	+33%	2,407	3,294	+37%	-	-	-	2,407	3,294	+37%
Reading Groups	1,512	2,001	+32%	7,876	10,472	+33%	3,668	4,835	+32%	11,544	15,307	+33%
Rhythm and Rhyme	3,608	4,431	+23%	43,018	54,676	+27%	57,138	71,604	+25%	100,156	126,280	+26%
Storytime	1,978	2,249	+14%	-	-	-	20,122	24,045	+19%	20,122	24,045	+19%
All Core Activities	12,993	15,974	+23%	53,301	68,442	+28%	167,808	203,669	+21%	221,109	272,111	+23%

Table 9a: Class Visit Type

Class Visit Type		No. Sessions			No. Children		
		2012/13	2013/14	±%	2012/13	2013/14	±%
Nursery school/unit		252	399	+58%	7,418	11,228	+51%
Primary & Special Needs	<i>Structured activities for Year 4 & Year 6 (to support Key Stage 1 & 2 language and literacy skills)</i>	1,480	1,775	+20%	35,966	43,108	+20%
	<i>Other – stories, book exchange, crafts etc.</i>	1,767	1,964	+11%	42,554	47,103	+11%
	Total	3,247	3,739	+15%	78,520	90,211	+15%
Post Primary		84	70	-17%	942	1,746	+85%
All Class Visit Types		3,583	4,208	+17%	86,880	103,185	+19%

Table 9b: Class Visit Location

Class Visit Location	No. Sessions			No. Children		
	2012/13	2013/14	±%	2012/13	2013/14	±%
On library premises	3,583	3,870	+8%	86,880	93,794	+8%
At other location	-	338	-	-	9,391	-
All Class Visit Locations	3,583	4,208	+17%	86,880	103,185	+19%

Table 10: Got IT?² Type

Got IT? Type	No. Sessions			No. Adults		
	2012/13	2013/14	±%	2012/13	2013/14	±%
One-to-one	2,243	2,936	+31%	2,243	2,936	+31%
Small groups	69	149	+116%	164	358	+118%
All Got IT? Types	2,312	3,085	+33%	2,407	3,294	+37%

² Excludes Got IT? sessions that were held as part of Silver Surfers or ITea & Biscuits (i.e. annual local and national events, which aim to encourage older people who don't currently use computers, the internet, tablets etc. to discover the benefits of such technology)

Table 11: Reading Group Type

Reading Group Type		No. Sessions			No. Adults			No. Children			Total No. Participants		
		2012/13	2013/14	±%	2012/13	2013/14	±%	2012/13	2013/14	±%	2012/13	2013/14	±%
Adult		927	1,268	+37%	7,876	10,472	+33%	-	-	-	7,876	10,472	+33%
Children	Children (7-9 years)	148	196	+32%	-	-	-	1,041	1,508	+45%	1,041	1,508	+45%
	Children (9-11 years)	321	393	+22%	-	-	-	1,847	2,395	+30%	1,847	2,395	+30%
	Teenagers (12+ years)	116	144	+24%	-	-	-	780	932	+19%	780	932	+19%
	Total	585	733	+25%	-	-	-	3,668	4,835	+32%	3,668	4,835	+32%
All Reading Group Types		1,512	2,001	+32%	7,876	10,472	+33%	3,668	4,835	+32%	11,544	15,307	+33%

Table 12a: Rhythm and Rhyme³ Type

Rhythm and Rhyme Type		No. Sessions			No. Adults			No. Children			Total No. Participants		
		2012/13	2013/14	±%	2012/13	2013/14	±%	2012/13	2013/14	±%	2012/13	2013/14	±%
Public session		3,070	3,590	+17%	40,347	49,789	+23%	49,087	59,555	+21%	89,434	109,344	+22%
Dedicated session (e.g. Day nursery, playgroup, parent & toddlers etc.)		538	841	+56%	2,671	4,887	+83%	8,051	12,049	+50%	10,722	16,936	+58%
All Rhythm and Rhyme Types		3,608	4,431	+23%	43,018	54,676	+27%	57,138	71,604	+25%	100,156	126,280	+26%

³ Includes sessions held in partnership with SureStart (i.e. a government led initiative aimed at giving every child the best possible start in life and which offers a broad range of services including Early Years Care and Education to children aged 4 years and under).

Table 12b: Rhythm and Rhyme³ Location

Rhythm and Rhyme Location	No. Sessions			No. Adults			No. Children			Total No. Participants		
	2012/13	2013/14	±%	2012/13	2013/14	±%	2012/13	2013/14	±%	2012/13	2013/14	±%
On library premises	3,452	4,101	+19%	42,449	52,651	+24%	54,778	66,370	+21%	97,227	119,021	+22%
At other location	156	330	+112%	569	2,025	+256%	2,360	5,234	+122%	2,929	7,259	+148%
All Rhythm and Rhyme Locations	3,608	4,431	+23%	43,018	54,676	+27%	57,138	71,604	+25%	100,156	126,280	+26%

³ Includes sessions held in partnership with SureStart (i.e. a government led initiative aimed at giving every child the best possible start in life and which offers a broad range of services including Early Years Care and Education to children aged 4 years and under).

Table 13a: Storytime⁴ Type

Storytime Type	No. Sessions			No. Children		
	2012/13	2013/14	±%	2012/13	2013/14	±%
Public session	1,864	1,903	+2%	18,121	16,992	-6%
Dedicated session (e.g. Rainbows/Cygnets/Brigíní, Beavers, Explorers, Anchor Boys, after schools day care etc.)	114	346	+204%	2,001	7,053	+252%
All Storytime Types	1,978	2,249	+14%	20,122	24,045	+19%

Table 13b: Storytime⁴ Location

Storytime Location	No. Sessions			No. Children		
	2012/13	2013/14	±%	2012/13	2013/14	±%
On library premises	1,957	2,103	+7%	19,466	20,907	+7%
At other location	21	146	+595%	656	3,138	+378%
All Storytime Locations	1,978	2,249	+14%	20,122	24,045	+19%

⁴ Includes re-branded Storytime sessions that were held as part of the Summer Reading Challenge (i.e. a national initiative run by The Reading Agency in conjunction with UK libraries)

User Information

Data source and validations

Data from the Libraries NI Activity Database are used for this publication. The data are input to this system by the 96 branch library managers on a daily, weekly or monthly basis and are downloaded into MS Excel at the end of each month and then read into SPSS. Validations are carried out to ensure that the data are reliable and robust for use. Any inconsistencies or inaccuracies are reported back to the branch library managers and the data is amended where necessary. Once all amendments have been made to the data, SPSS syntax is used to produce the tables in the bulletin. Information is presented at Northern Ireland Library Authority level but further breakdowns may be available on request.

Copies of this bulletin are available on the Libraries NI website at:

https://www.librariesni.org.uk/media/gk5jog54/participation_in_core_and_regular_library_activities_2013_14_report.pdf

Official Statistics

The statistics presented in this bulletin are 'Official Statistics' as defined in Section 6 of the Statistics and Registration Services Act 2007. A statistician from the Northern Ireland Statistics and Research Agency is seconded to Libraries NI and is responsible for ensuring that the statistics comply with the Code of Practice for Official Statistics.

Contact us

We welcome feedback on the content and format of this bulletin. If you would like to forward your views or receive notification of new publications, please send your comments and contact details to the email address below.

For further information on this publication please contact:

Moira McKee
Libraries NI
Ballymena Regional Administrative Headquarters
25-31 Demesne Avenue
Ballymena
Co. Antrim
BT43 7BG

Tel: 028 2566 4100

Email: officialstatistics@librariesni.org.uk